

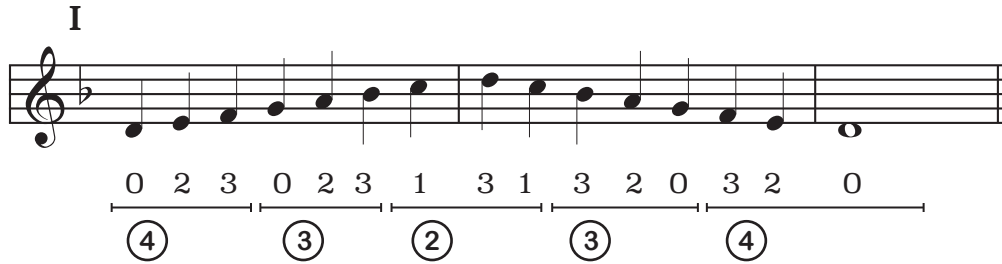
Scales and Arpeggios

D Natural Minor

Open 1st Position

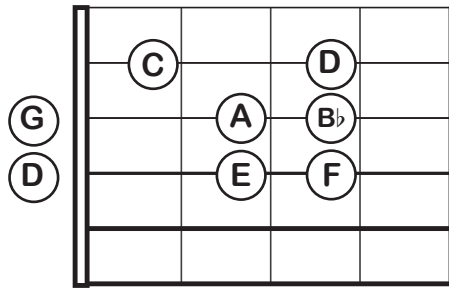
D Natural Minor Scale

I



0 2 3 0 2 3 1 3 1 3 2 0 3 2 0

(4) (3) (2) (3) (4)



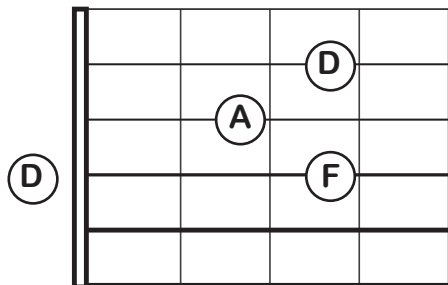
C D
A B \flat
E F
D

Practice the scale using the following alternations in the right hand:
i-m, i-a, m-a, and P.

D Minor Arpeggio



P P i m i P P



D
A D
F
D

Practice the arpeggio with the right-hand fingering provided.

For both the scale and arpeggio, work for good tone and smooth "legato" playing.

Scales and Arpeggios

D Harmonic Minor

Open 1st Position

D Harmonic Minor Scale

I

0 2 3 0 2 3 2 3 2 3 2 0 3 2 0

(4) (3) (2) (3) (4)

The Harmonic Minor Scale has a raised 7th scale degree.

Practice the scale using the following alternations in the right hand:

i-m, i-a, m-a, and P.

D Minor Arpeggio

P P i m i P P

Practice the arpeggio with the right-hand fingering provided.

For both the scale and arpeggio, work for good tone and smooth "legato" playing.

Scales and Arpeggios

D Melodic Minor

Open 1st Position

D Minor Scale

I

0 2 3 0 2 0 2 3 1 3 2 0 3 2 0

(4) (3) (2) (3) (4)

Use Melodic Minor for Ascending Scale

B
G
D

C# D
A F

The Melodic Minor scale has a raised 6th and 7th scale degrees.

Use Natural Minor for Descending Scale

G
D

C D
A Bb
E F

Practice the scale using the following alternations in the right hand:
i-m, *i-a*, *m-a*, and *P*.